



# Individual Report for: Shelby Cadwell - ENG\_1020\_2001\_033 Intro: College Writing

Project Title: **Winter 2020 Online Student Evaluation of Teaching**

Course Audience: **22**  
Responses Received: **6**  
Response Ratio: **27.3%**  
Opted out: **0**

---

## Report Comments

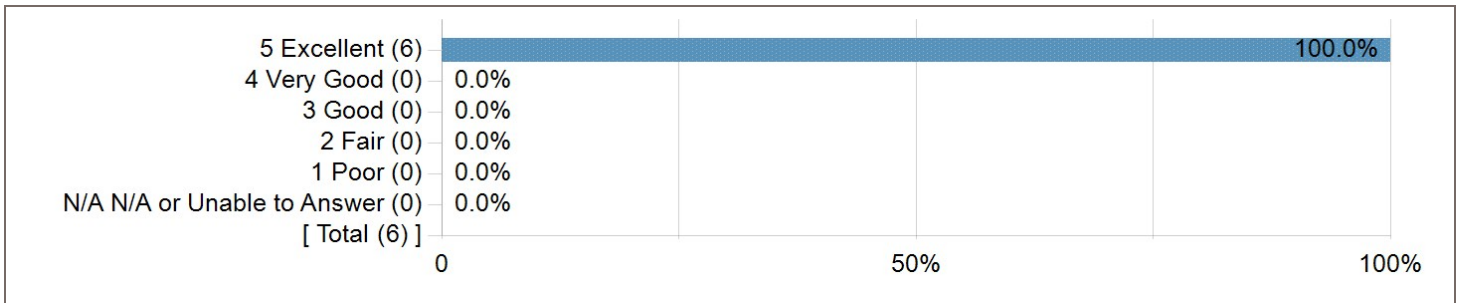
The individual report was designed to help faculty understand their performance from a summative and developmental perspective. The three bargaining items summarize performance in a course during a given semester. The remaining items help an instructor grow as a professional and understand how student interest in the subject matter influences their evaluation. Research indicates that higher response rates are related to more accurate ratings (Nulty, 2008).

---

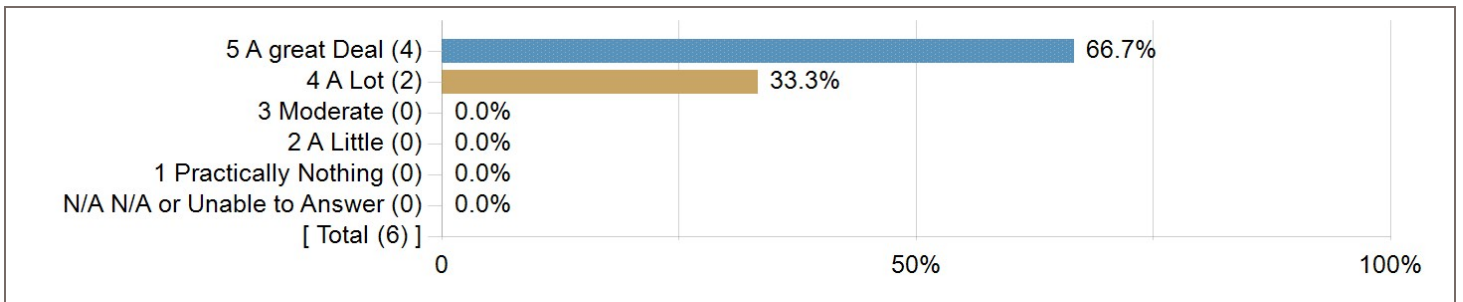
Prepared by: **SET Information**  
Creation Date: **Tuesday, May 19, 2020**

## Summary Course Evaluation

	Mean	Median	SD	Excellent	Very Good	Good	Fair	Poor	N/A
How would you rate this course?	5.0	5.0	0.0	6	0	0	0	0	0

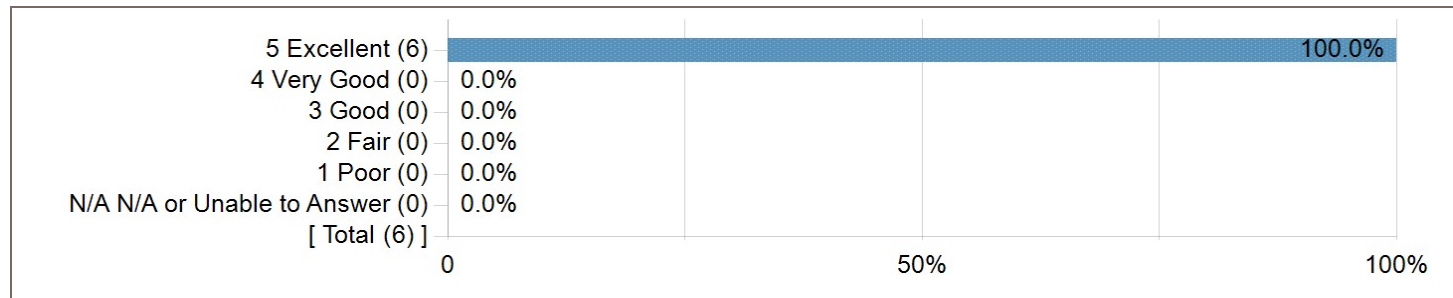


	Mean	Median	SD	A great Deal	A Lot	Moderate	A Little	Practically Nothing	N/A
How much have you learned in this course?	4.7	5.0	0.5	4	2	0	0	0	0



## Summary Instructor Evaluation

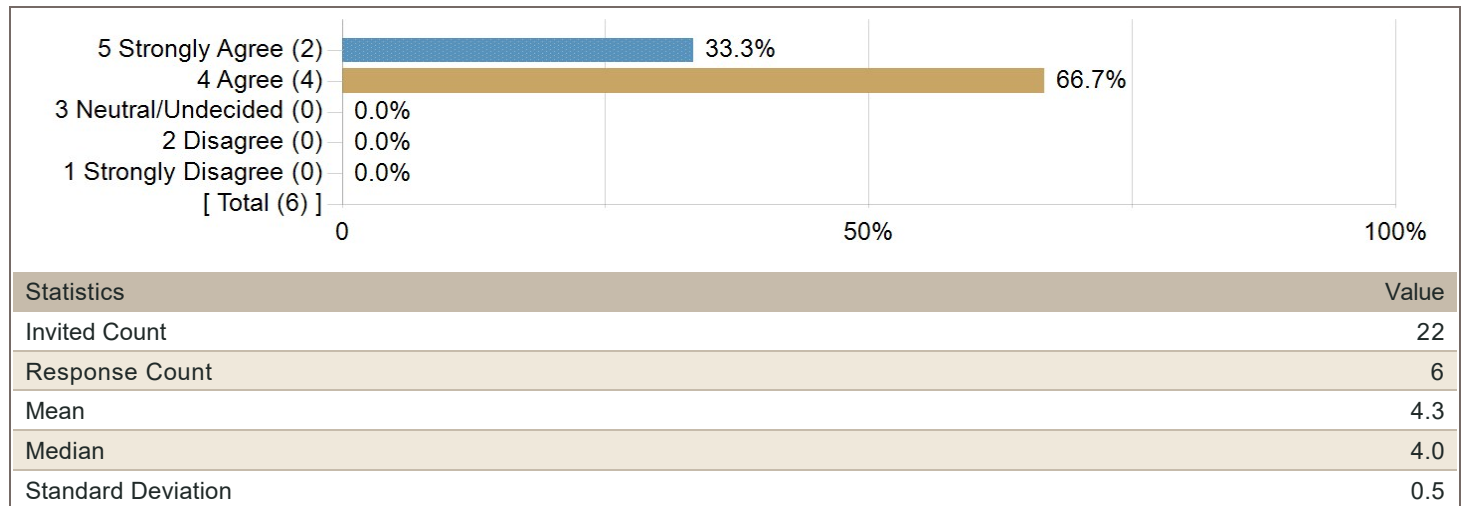
	Mean	Median	SD	Excellent	Very Good	Good	Fair	Poor	N/A
How would you rate the instructor's teaching of this course?	5.0	5.0	0.0	6	0	0	0	0	0



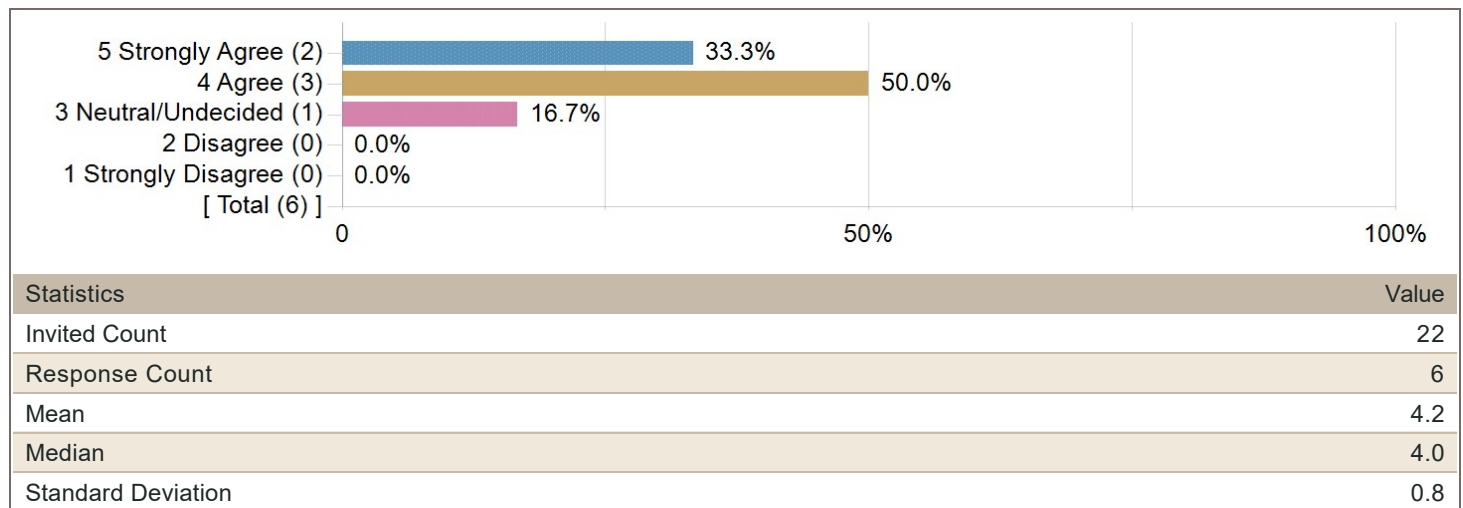
SD = Standard Deviation; N/A = Not Applicable

## Student Profile

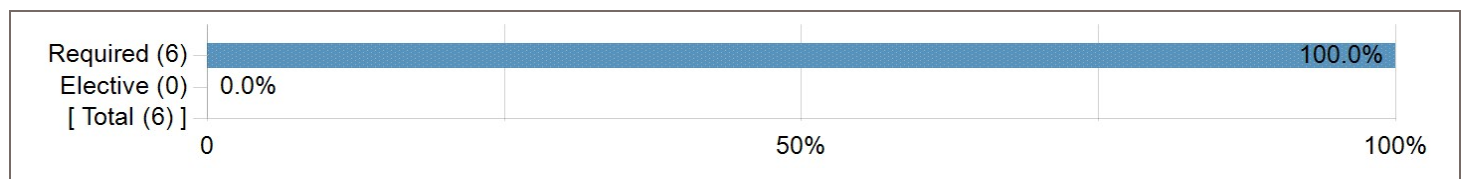
**Before enrolling I had an interest in the subject matter of this Course.**



**I wanted to take this course.**



**This course for me was:**



## Instructor Feedback/Diagnostics

### Organization/Clarity

	Mean	Median	SD	Strongly Agree	Agree	Neutral / Undecided	Disagree	Strongly Disagree	N/A
To me, the instructor was clear and understandable in speaking and in written materials.	5.0	5.0	0.0	6	0	0	0	0	0
Class sessions helped me understand the course content.	5.0	5.0	0.0	6	0	0	0	0	0
I felt that the course was well organized.	4.8	5.0	0.4	5	1	0	0	0	0

### Instructor Enthusiasm

	Mean	Median	SD	Strongly Agree	Agree	Neutral / Undecided	Disagree	Strongly Disagree	N/A
To me, the instructor seemed enthusiastic about the subject.	4.8	5.0	0.4	5	1	0	0	0	0
The instructor encouraged me to do high quality work in this course.	4.8	5.0	0.4	5	1	0	0	0	0

### Group Interaction

	Mean	Median	SD	Strongly Agree	Agree	Neutral / Undecided	Disagree	Strongly Disagree	N/A
I felt free to ask questions in this course.	5.0	5.0	0.0	6	0	0	0	0	0
I felt encouraged to be an active participant.	4.8	5.0	0.4	5	1	0	0	0	0

### Individual Rapport

	Mean	Median	SD	Strongly Agree	Agree	Neutral / Undecided	Disagree	Strongly Disagree	N/A
The instructor was available to me electronically or in person.	5.0	5.0	0.0	6	0	0	0	0	0
I felt that the instructor treated all students in the class with respect.	5.0	5.0	0.0	6	0	0	0	0	0

### Breadth of Coverage

	Mean	Median	SD	Strongly Agree	Agree	Neutral / Undecided	Disagree	Strongly Disagree	N/A
I felt that the instructor had good knowledge of the course content.	4.8	5.0	0.4	5	1	0	0	0	0
The instructor discussed differing views about the material appropriate to the content.	4.3	4.5	0.8	3	2	1	0	0	0

### Examinations/Grading

	Mean	Median	SD	Strongly Agree	Agree	Neutral / Undecided	Disagree	Strongly Disagree	N/A
Class expectations, requirements, and grading were explained in the syllabus and in class near the beginning of the course.	4.7	5.0	0.5	4	2	0	0	0	0
I felt the evaluation and grading were fair.	5.0	5.0	0.0	6	0	0	0	0	0
The instructor provided feedback on my performance within the time frame noted in the syllabus.	4.7	5.0	0.5	4	2	0	0	0	0
The instructor's feedback on my work was helpful.	5.0	5.0	0.0	6	0	0	0	0	0

### Assignments/Readings

	Mean	Median	SD	Strongly Agree	Agree	Neutral / Undecided	Disagree	Strongly Disagree	N/A
Course assignments (e.g., reading or other activities) contributed to my learning in this class.	4.8	5.0	0.4	5	1	0	0	0	0

### Workload/Difficulty

	Mean	Median	SD	Very Hard	Difficult	Moderate	Easy	Very Easy	N/A
For me, the course was:	0.5	0.0	0.8	0	0	4	1	1	0

	Mean	Median	SD	Very Heavy	Heavy	Moderate	Light	Very Light	N/A
I felt that the workload in the course was:	0.2	0.0	0.4	0	0	5	1	0	0

	Mean	Median	SD	Very Fast	Fast	Moderate	Slow	Very Slow	N/A
I felt that the course pace was:	0.0	0.0	0.0	0	0	6	0	0	0

	Mean	Median	SD	Freq(1)	Freq(2)	Freq(3)	Freq(4)	Freq(5)	Freq(N/A)
Question 1	NRP	NRP	NRP	0	0	0	0	0	0
Question 2	NRP	NRP	NRP	0	0	0	0	0	0
Question 3	NRP	NRP	NRP	0	0	0	0	0	0
Question 4	NRP	NRP	NRP	0	0	0	0	0	0
Question 5	NRP	NRP	NRP	0	0	0	0	0	0
Question 6	NRP	NRP	NRP	0	0	0	0	0	0
Question 7	NRP	NRP	NRP	0	0	0	0	0	0
Question 8	NRP	NRP	NRP	0	0	0	0	0	0
Question 9	NRP	NRP	NRP	0	0	0	0	0	0
Question 10	NRP	NRP	NRP	0	0	0	0	0	0

## Instructor Supplied Items

